

Manchester Multi-Language Mushaira 2021



Sharing Your Poetry!

When you have written your poems, you need to perform them!


Poems need to be shared with others and performed, not just stuck in books and forgotten!

Sharing poetry is what mushairas are about. We have come up with five ways to share your poetry before International Mother Languages Day on 21st February...

1. Being filmed reading your poem at school and teachers put them online.
2. Being filmed at home with your parents sharing them online on their social media, with #FriendsPoem2021
3. Holding your own D.I.Y mushaira at school in your bubble or in your own home with your family.
4. Joining in our Big Draw artwork 'Hands of Friendship'.
5. Joining in with making some 'Pavement Poetry' on Sunday 21st February



Share your poetry: filming in school and uploading.



SHARING IDEA: 1

What to do before 21st February...

Film each other reading or performing your poems. You can just use I-Pads or even phones (if your school allows them).

If you are too shy, or don't want to be filmed for any other reason, you can ask a friend, teacher or someone who loves performing to read it for you, or your teacher can simply photograph your poem.

Top Filming Tips...

It is best to read through your poem a couple of times, before filming. Practice makes perfect!

Get others in the class to be quiet while you film so you can hear the words of the poem.

If you have the technology or love film editing, you can do fancy stuff to the recordings. But you don't need to. It is not about amazing films; it is all about the poetry. If you do any editing and add titles etc. DO NOT use any full names, as the films are going online.

Uploading and Sharing...

Your teacher will upload your films onto your school's social media accounts. They should use @BuildBridgeArt, @MCBFestival, @MCRCityofLit and #FriendsPoem2021

1000's of poems have been made for our past Manchester Multi-Language Mushairas. If you like, you can look at some of the films made for last years mushaira with the theme of 'Home'. These are just a few from the many schools who joined in. We do not need great films – just great poetry!



From Abraham Moss Community School

<https://www.youtube.com/watch?v=kXq37MNoyMQ>

From Crab Lane Community Primary School

<https://www.youtube.com/watch?v=CTHEcvYrt3M>

From Well Green Primary School

<https://www.youtube.com/watch?v=swr1KvaB8YQ>

From Mount Carmel R.C Primary School

https://www.youtube.com/watch?v=FJ_BDBo8L1A

From Stanley Grove Primary Academy

<https://www.youtube.com/watch?v=-noi3ES-wYA>

From Unity Community Primary

<https://www.youtube.com/watch?v=ccNzMQj3AWs>

From St. Agnes Primary

<https://www.youtube.com/watch?v=VWOP0LX9aiY&feature=youtu.be>

From Longsight Community Primary

<https://www.youtube.com/watch?v=qeKc79Q6Y5I&feature=youtu.be>

From Rushbrook Primary Academy

<https://www.youtube.com/watch?v=Ybed7dxo6AI&feature=youtu.be>

From Lostock College

<https://www.youtube.com/watch?v=jWKawLNofek&feature=youtu.be>

From Trinity Church of England High School

<https://www.youtube.com/watch?v=coLJcdKLcho&feature=youtu.be>

Share your poetry: filming at home and uploading.



SHARING IDEA: 2

What to do before 21st February...

Film each other reading or performing your poems. You can just use I-Pads or even phones (if your school allows them).

If you are too shy, or don't want to be filmed for any other reason, you can ask a brother, sister or other family member who loves performing to read it for you, or you can simply photograph your poem. Make sure it is nice and clear so we can see what you have written.

Top Filming Tips...

It is best to read through your poem a couple of times, before filming. Practice makes perfect! Ask people in your house to be while you film so you can hear the words of the poem. If you have the technology or love film editing, you can do fancy stuff to the recordings. But you don't need to. It is not about amazing films; it is all about the poetry. If you do any editing and add titles etc. only use your first name. Also make sure when you are filming that you do not have anything in the background with your address visible. This is because the films are going online and we want you to be safe.

Uploading and Sharing...

You could send your films back to your teachers, like you do with other work they have sent to you. They for them to put on the school's social media accounts.

OR

Your parents upload your films onto their social media accounts. They should use @BuildBridgeArt and @MCBFestival #FriendsPoem2021

Share your
Poetry: D.I.Y
Mushaira

Watch my film explaining how to hold your own mushaira
at school or in your home.

Use this link...

Film 6 https://www.youtube.com/watch?v=q_61VsM8IPQ&feature=youtu.be



Share your Poetry: D.I.Y Mushaira



SHARING IDEA: 3



Here is how you can make your own musharia in class or at home.
You just need to have people read out poetry and others to be an audience
At a mushaira, poetry is performed by the poet, but the audience joins in too!
Here is how to do it...

If a poet says a line you really like, you tell them!

You do this by saying:

‘WAH!’ - or if you really like it ‘WAH-WAH!’.

This praises the poet in a respectful manner.

The other way the audience joins in, is to ask the poet to repeat a line, or even the whole poem!

Usually you do this by saying:

‘MUQARAR’. You can try this or say ‘AGAIN’ or ‘REPEAT’ - it means the same thing.

You can ask the poet to say the same line over and over in this way, but if you do this more than once, you should join in, saying the line with the poet.

Have a go yourself. Someone read their ‘Friend’ poem out loud. Everyone else is the audience.

If there is a line in the poem you like, then say ‘WAH!’ or ‘WAH-WAH!’.

Or if they want it repeated, say ‘MUQARAR’, ‘REPEAT’ or ‘AGAIN’ for the line or poetry to be echoed.

Have fun with it – Mushaira’s are ALWAYS noisy and lots of fun, but also respectful of the poetry and poets!



SHARING IDEA: 4

I am the Schools Ambassador for the Big Draw.

The Big Draw's aim is to get everyone drawing and making art.

You can take part in the Big Draw and share your poetry at the same time.

You are going to write your poem onto a 'Hand of Friendship' and stick it on your window at home before 21st February. The hands will look very friendly like they are waving to people walking by. People can enjoy your poems as they walk down the road. This is the same idea as when we put rainbows in our windows to thank the NHS workers. Turning our windows into galleries is a lovely thing to do while all the museums and galleries are still closed!

You can photograph the wonderful windows and send to your school's social media accounts or your parents can put them onto their own. Just use #FriendsPoem2021 and @The_Big_Draw so we can find all your lovely artworks.



Share your poetry: 'Hands of Friendship' Big Draw

Before you begin:

Just like we have a theme of 'Friends' to link our poetry, we also have a colour scheme for all the mushaira's artwork. The colours we need everyone to use are reds and greens ONLY please!

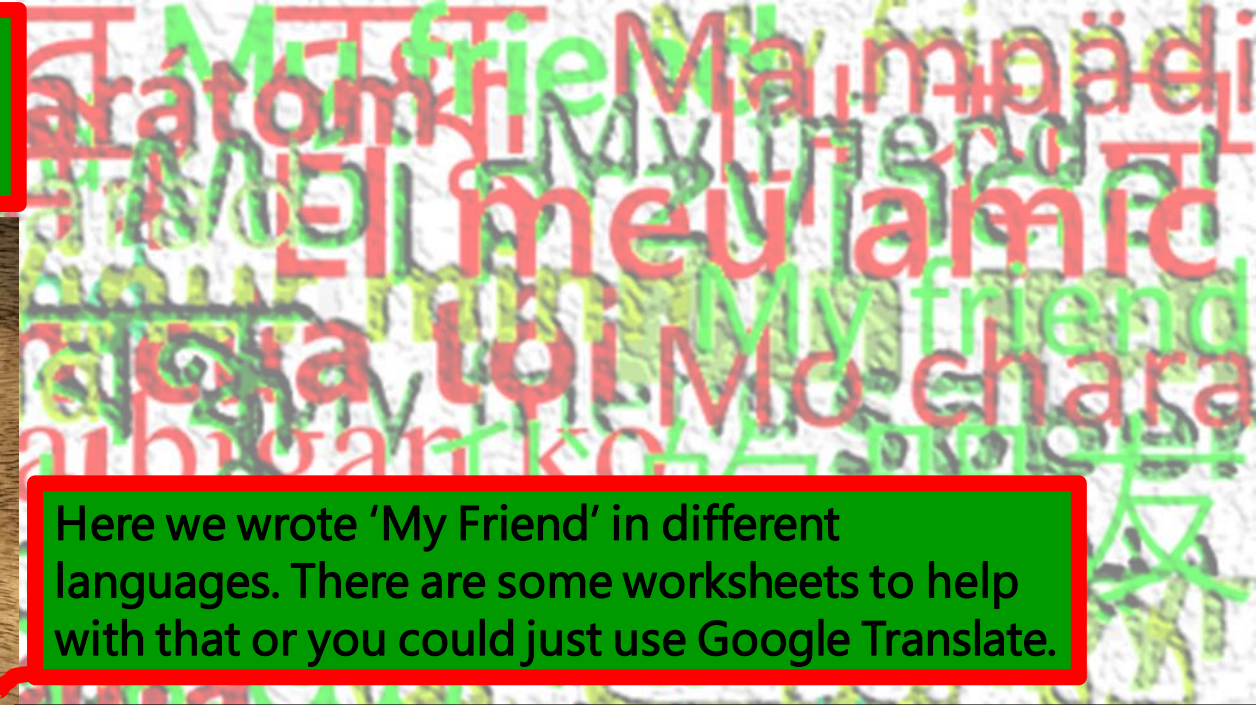
If you are working at school your teacher might give you one of these worksheets to work on.



If you do not have a sheet do not worry! There are lots of other ways to make your 'Hand of Friendship'



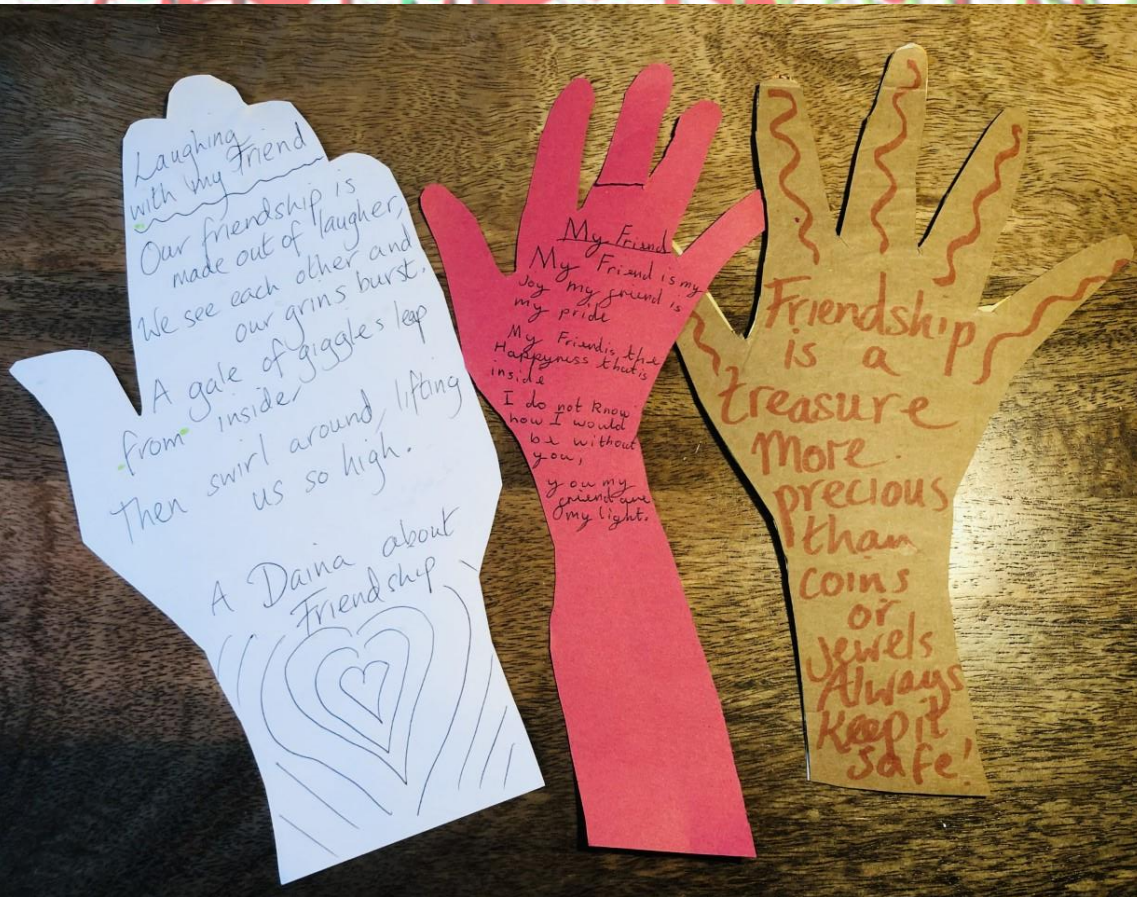
Use whatever art materials you have, to decorate the hand. You can use patterns, pictures or words. You can do whatever you like, as long as you only use red and green!



Here we wrote 'My Friend' in different languages. There are some worksheets to help with that or you could just use Google Translate.

صدیقی Urdu	mano draugas Lithuanian	חבר שלי Hebrew
Mój przyjaciel Polish	Мой друг Russian	Prietenul meu Romanian
我的朋友 Cantonese	আমার বন্ধু Bangla	Dostum Turkish
Mi amigo Spanish	मेरा मित्र Hindi	เพื่อนเอ๋ย Thai
Taku hoa Maori	Fy ffrind Welsh	Φίλε μου Greek
My Friend		

When you have finished decorating your hand, cut it out and write your poem clearly on the back.



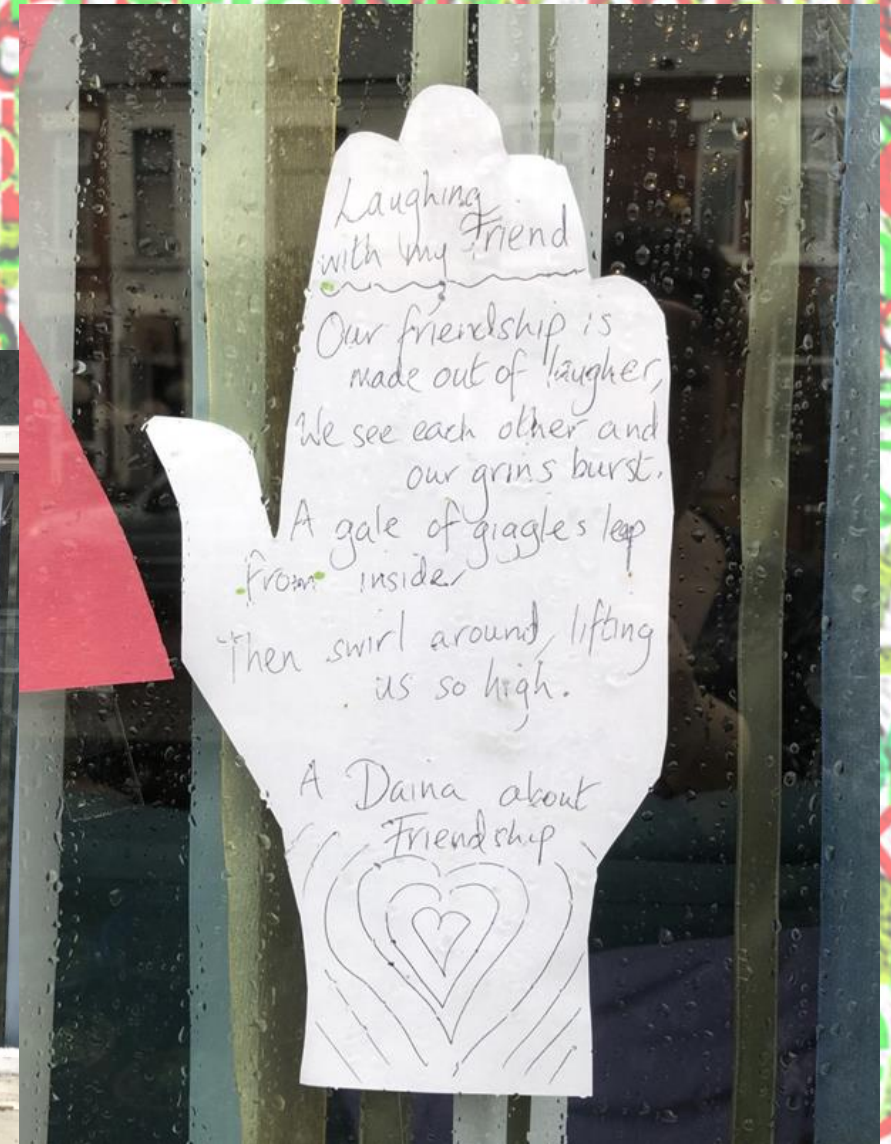
You can watch a nice film showing different ideas for your 'Hand of Friendship'. You can learn how to make your own paint and glue; a nice technique called 'wax resist' and get some top tips for making your hand by following this link...

Film 7 <https://www.youtube.com/watch?v=juiKxmBV6zQ>



Hands of Friendship-Big Draw instructions to give you a hand! Manchester Multi-Language Mushaira 2021

Use bluetac or tape to stick your hands onto your window.
If you make your 'Hand of Friendship' at school, you can put them up in the windows of your classroom or school entrance.
Just remember to take them home with you to put in your window before 21st February.



From the outside you will see your poetry.

From the inside you will see your decoration.

Share your poetry: 'Pavement Poems.'



SHARING IDEA: 5



If it isn't raining too hard (or snowing!) on International Mother Language Day (Sunday 21st February) we could all make some 'Pavement Poems'.

This is another really simple idea to share our poetry. You just need some chalk, your poem and some pavement to write it on! Use the chalk to write your poem where people will see it. This could be on the pavement outside your house, in the park or anywhere else that is safe.

Take a picture of your 'Pavement Poem' so you can share it online. It will be great if we can celebrate the 21st February by covering our streets with poetry!

The more ways you share
your poetry, the better!

It will be fantastic to see and hear all of your unique
poetry exploring what friendship means to you.

Happy sharing
everyone!
Thank you for
joining in with
Manchester
Multi-Language
Mushaira 2021!



We have provided some worksheets you are free to use for the children sharing their poem.

To make it easier for you, each 'SHARING IDEA' has a number. These correlate to the numbers on the worksheets.



SHARING IDEA: 5

SHARING IDEA 3 - DIY Mushaira Worksheet 1

Colour in the signs (green and red if you can!), cut them out and tape them to a straw or pencil.

WAH-WAH!

'WAH!' - or if you really like it 'WAH-WAH!'.
This praises the poet in a respectful manner.

MUQARAR!

MUQARAR' means 'AGAIN' or 'REPEAT'



Hold up your signs at your D.I.Y mushaira.
Wave 'Wah-Wah' when you like a line of poetry.
Wave 'Muqarar', when you want the poet to repeat a line.
Enjoy!



'WAH!' - or if you really like it 'WAH-WAH!'.
This praises the poet in a respectful manner

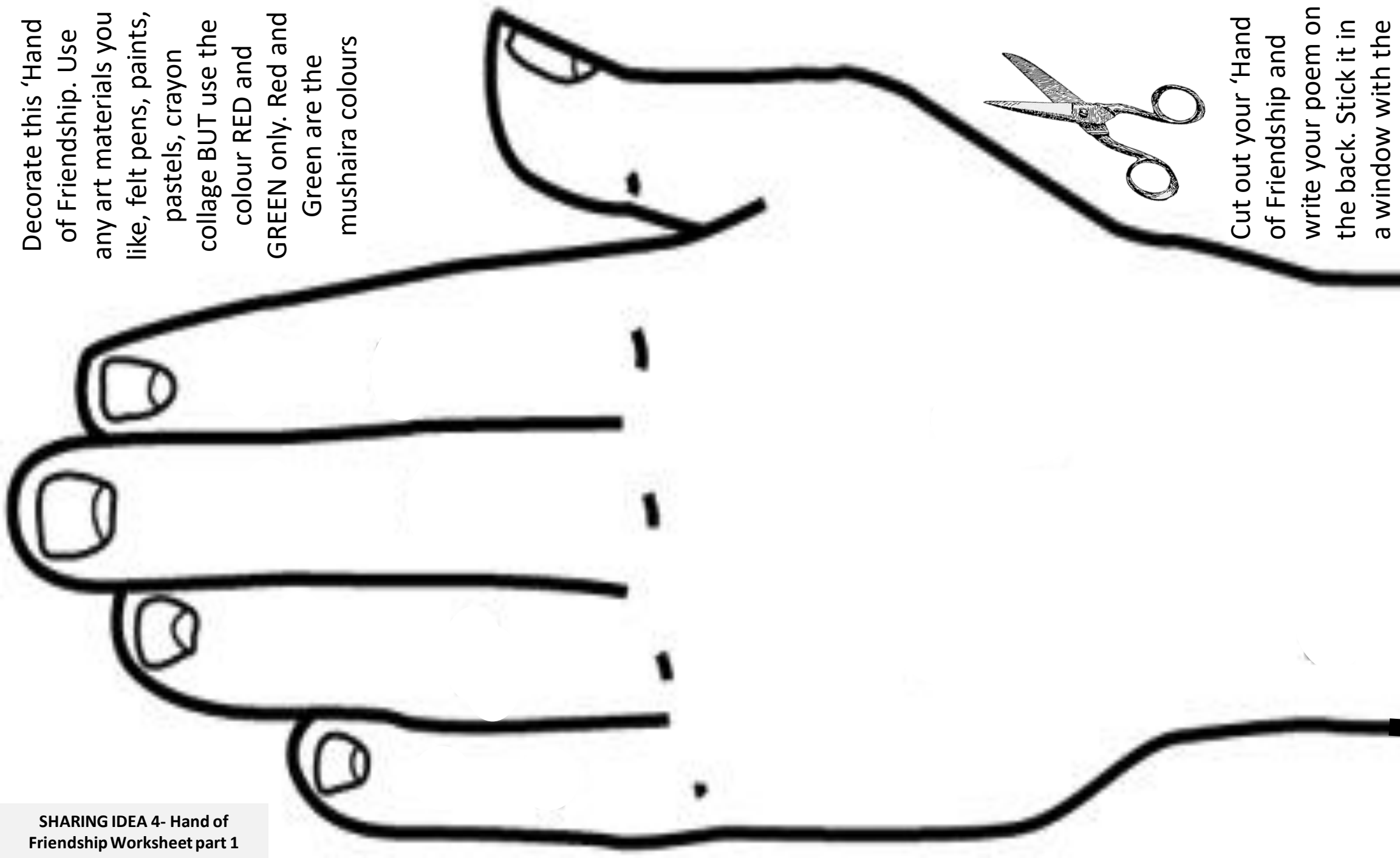
Hold up your signs at your D.I.Y mushaira.
Wave 'Wah-Wah' when you like a line of poetry.
Wave 'Muqarar', when you want the poet to repeat a line.
Enjoy!

Colour in the signs (green and red if you can!), cut them out
and tape them to a straw or pencil.



MUQARAR' means
'AGAIN' or 'REPEAT'





Decorate this 'Hand
of Friendship. Use
any art materials you
like, felt pens, paints,
pastels, crayon
collage BUT use the
colour RED and
GREEN only. Red and
Green are the
mushaira colours



Cut out your 'Hand
of Friendship and
write your poem on
the back. Stick it in
a window with the
poetry facing
outwards to share
your poetry with
the world.

صديقي

Urdu

Mój przyjaciel

Polish

我的朋友

Cantonese

Mi amigo

Spanish

Taku hoa

Maori

mano draugas

Lithuanian

Мой друг

Russian

আমার বন্ধু

Bangla

मेरा मित्र

Hindi

Fy ffrind

Welsh

חבר שלי

Hebrew

Prietenul meu

Romanian

Dostum

Turkish

เพื่อนเอ๋ย

Thai

Φίλε μου

Greek

My Friend

For further details or support, please contact:

- Emma Martin (Creative Lead)
- emartin@sgpa.bfet.uk 07599071852

